

Model Name:

POK PDU

POK PDU provides remote manual control of the critical devices by clicking on a few buttons on the smart phone or computer webpage. Stop the problem device by cutting off the power to a specific outlet. By cycling the power off and restarting the device remotely, you save time and money by eliminating the need to send technicians to the root cause of the problem.

Managers can monitor the power usage information of each output port from the remote end through the Internet to fully understand the power consumption of all the devices. Set up overload event alerts and notify managers via Email and TRAP, allowing managers to respond to crises in the shortest possible time to minimize disasters.

POM has one environmental sensor ports that track climate information: temperature and humidity environment variables. The data is available from any web browser and is SNMP-compliant for easy tracking of critical data without the use of any external software.

Provide central management software, which can manage a large number of PDUs' power, temperature and humidity information. The database stores the power consumption information of the power strip and provides the history curve chart for the manager's reference.

Features:

System Function:

- Built-in embedded system:
Support 10M Ethernet interface, provides webpage and SNMP remote management.
- Local display information:
Seven-segments can display current, web site and temperature and humidity values.
- Multiple protocols:
Support ICMP, ARP, IP, TCP, UDP, DHCP, HTTP, NTP, SNMP v1, IPv4

Power Management:



REMOTE
MONITOR

Remote Monitor

Remote monitoring PDU status by web and SNMP



REMOTE
CONTROL

Remote Control

Remote per outlet on/off by web and SNMP.



Digital I/O
Support

Digital I/O

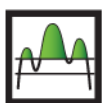
Connect various sensors. Support web pages to set various actions.



MAIL
NOTIFICATION

Mail Notification

Notify specified user by mail and SNMP when outlet action or current over threshold.



THRESHOLD
SENSING

Threshold Sensing

User-definable warning and overload threshold value as the basis for alarm.



EVENT
ALERT

Event Alert

When current exceeds the preset threshold, PDU will beep and LED will flash.



POWER SEQUENCE

Power Sequence

User-definable power on/off sequence time.



SCHEDULE CONTROL

Schedule Control

Timed & scheduled on/off/reboot control.



PING EVENT CONTROL

Ping Event Control

When the specified IT device does not respond to PING, the output will perform a preset power action.



OVERLOAD PROTECTION

Overload Protection

When overload, circuit breaker will automatically trip to protect the safety of electricity.



GROUP CONTROL

Group Control

Set multiple outlets as a single group while controlling the power output.



PER OUTLET MONITOR

Outlet-Level Monitor

Remote per outlet current monitoring. V,A,HZ,PF,VA,W and kWh



ENVIRONMENT DETECTION

Environment Detection

Optional accessory probe to detect temperature and humidity.



CENTRAL MANAGEMENT

Central Management

Free centralized monitoring software, real-time monitoring of a large number of PDU, provide data records and history chart.

Model Number:

WKE-162DK-08V8

Specification

Output		Input	
Voltage	200-240 VAC	Voltage	200-240 VAC
Max. Current	16 A	Frequency	50/60Hz, full range
Outlet	(8) Universal Socket	Max. Capacity	3680 VA
		Connection	Inlet IEC320 C20
		Overload Protection	Circuit breaker (UL1077)

Measurement		Other	
Current	+/-5%+/-0.1A @0.2A ~ 20 A	ENV Connection	(2) RJ11
Voltage	+/- 5% +/- 1V @80V~260V	DI	Power Supply: 0 to 12 Vdc 0.8A
Active Power	+/- 5% +/- 5W @50W~8000W		Termination Connection: 0.5 to 1.5 mm ² /28 to 16AWG
Apparent Power	+/- 5% @50VA~8000VA	DO	Output Range : Contact open(off) or closed (on)
Frequency	+/- 5% @50~65Hz		Rated load:16A 240VAC / 16A 24Vdc
Power Factor	+/- 5% @0.1~1.0		Max. switching current: 16A
kWh	. 1kWh~99999 kWh, (+/- 5% @50W~8000W) kh=1.0		Max. switching voltage: 250VAC
			Max. switching capacity: 4000VA
			Termination Connection: 0.5 to 2.5 mm ² /24 to 12 AWG

Dimension/Weight		Operation	
Net Size	432 x 216 x 44.5 mm	Operation Temp.	0 ~ 45°C
Net Weight	3.5 kg	Operation Humid.	0% ~ 90% RH
Package Size	490 x 330 x 155 mm	Storage Temp.	-20°C ~ 65°C
Package Weight	4.1 kg	Storage Humid.	0% ~ 90% RH

Approval	
Warranty	2 years

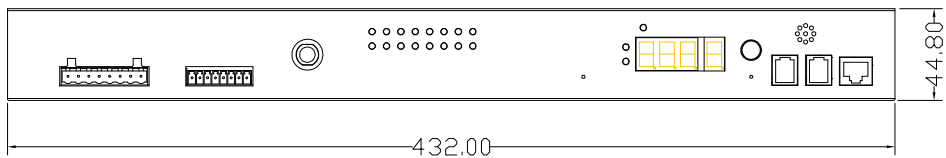
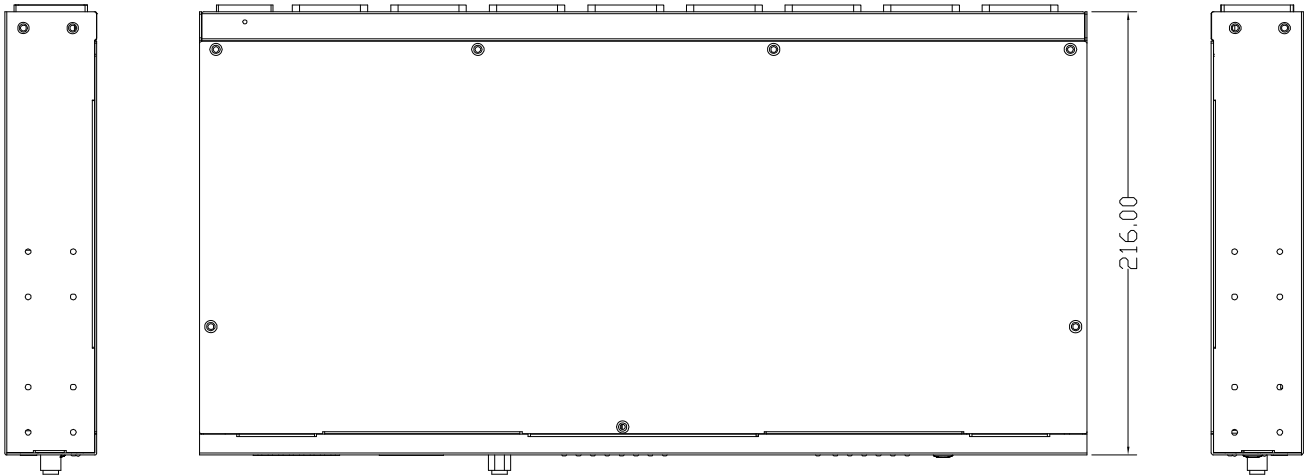
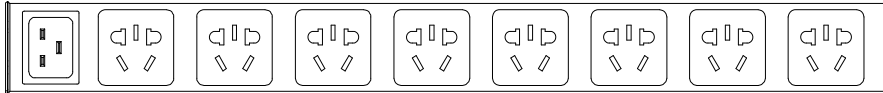
Package

No	Description
1	PDU 1 set
2	Rack mount accessories 1 set
3	Software CD (manual, MIB)
4	Power cord, C19 to C20, 3 m

Accessory

Model Number	Model Name
CPM-ENV-2	Temp./Humidity probe (ENV)

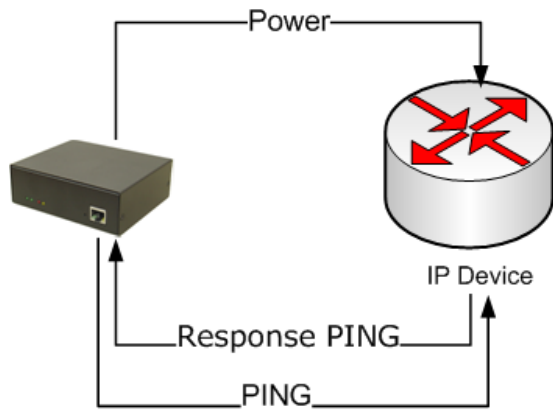
Line Drawing



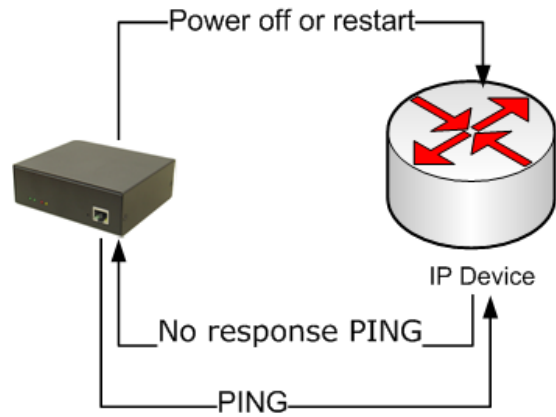
Annex. 1

Ping Function

The device responds PING normally



The device is not responding PING properly



Annex. 2

Temp./Humidity Probe



Specification

Hardware			
Connection	RJ11, cord 1.8m		
Temperature		Humidity	
Range	-30°C~70°C	Range	0~100%
Resolution	0.1°C	Resolution	0.1%
Precision	±1°C	Precision@ 5°C~60°C, 20%~80%	± 3%
		Precision@ other condition	±5%
		Sampling rate	1 second
Operation		Dimension/Weight	
Operation Temp.	0°C~50.0°C	Size	127 x 22 x 20 mm
Storage Temp.	-20.0°C~60.0°C	Weight	62 g
		Package Size	185 x 110 x 56 mm
		Package Weight	110 g