

Model Name:

Switched PDU

Switched PDU provides remote manual control of the critical devices by clicking on a few buttons on the smart phone or computer webpage. Stop the problem device by cutting off the power to a specific outlet. By cycling the power off and restarting the device remotely, you save time and money by eliminating the need to send technicians to the root cause of the problem.

Managers can monitor the total power usage information of PDU from the remote end through the Internet to fully understand the power consumption of all the devices. Set up overload event alerts and notify managers via Email and TRAP, allowing managers to respond to crises in the shortest possible time to minimize disasters.

Switched PDU has one environmental sensor ports that track climate information: temperature and humidity environment variables. The data is available from any web browser and is SNMP-compliant for easy tracking of critical data without the use of any external software.

Provide central management software, which can manage a large number of PDUs' power, temperature and humidity information. The database stores the power consumption information of the power strip and provides the history curve chart for the manager's reference.

Features:

System Function:

- Built-in embedded system:
Support 10M Ethernet interface, provides webpage and SNMP remote management.
- Multiple protocols:
Support ICMP, ARP, IP, TCP, UDP, DHCP, HTTP, NTP, SNMP v1.
- Local display information:
Seven-segments can display current, IP address and temperature and humidity values.

Power Management:



REMOTE MONITOR

Remote Monitor

Remote monitoring PDU status by web and SNMP



REMOTE CONTROL

Remote Control

Remote per outlet on/off by web and SNMP.



CURRENT MEASUREMENT

Current Measurement

Measure PDU total current consumption.



MAIL NOTIFICATION

Mail Notification

Notify specified user by mail and SNMP when outlet action or current over threshold.



THRESHOLD SENSING

Threshold Sensing

User-definable warning and overload threshold value as the basis for alarm.



EVENT ALERT

Event Alert

When current exceeds the preset threshold, PDU will beep and LED will flash.



POWER SEQUENCE

Power Sequence

User-definable power on/off sequence time.



SCHEDULE CONTROL

Schedule Control

Timed & scheduled on/off/reboot control.



PING EVENT CONTROL

Ping Event Control

When the specified IT device does not respond to PING, the output will perform a preset power action.



OVERLOAD PROTECTION

Overload Protection

When overload, circuit breaker will automatically trip to protect the safety of electricity.



GROUP CONTROL

Group Control

Set multiple outlets as a single group while controlling the power output.



ENVIRONMENT DETECTION

Environment Detection

Optional accessory probe to detect temperature and humidity.



CENTRAL MANAGEMENT

Central Management

Free centralized monitoring software, real-time monitoring of a large number of PDU, provide data records and history chart.



Model Number: PSV-1640C-24N3






Specification

Output		Input	
Voltage	200-240 VAC	Voltage	400 VAC, 3 Phase 3P+N+PE
Max. Current	16 A / phase	Frequency	50/60Hz, full range
Outlet	(21) C13, (3) C19	Max. Capacity	11 kVA
ON/OFF Ind.	(24) Green LED	Connection	IEC309, power cord, 3 m
Circuit Ind.	(3) Red LED		
Overload Protection	(3) 16A UL1077 breaker		
Measurement		Other	
Current	+/-2%/+/-0.1A @0.2A ~ 20 A	Ethernet	(1) RJ45
		ENV Connection	(1) RJ11
		Function Selection	(1) Button
		DHCP Ind.	(1) Green LED
		Info. Display	4 digits of 7 Segments
Dimension/Weight		Operation	
Size	1778 x 56 x 44 mm	Operation Temp.	0 ~ 45°C
Weight	5.7 kg	Operation Humid.	0% ~ 90% RH
Package Size	1890 x 220 x 110 mm	Storage Temp.	-20°C ~ 65°C
Package Weight	6.9 kg	Storage Humid.	0% ~ 90% RH
Approval			
Certification	CE		
Warranty	2 years		

Package

No.	Description
1	PDU 1 set
2	Rack mount accessories 1 set 
3	Software, manual, MIB by link below 

Optional Accessory

Model Number	Model Name
CPM-ENV-2	Temp./Humidity probe 
STR-C14-B	C13 socket protection 
STR-C20-B	C19 socket protection 

Line Drawing

